
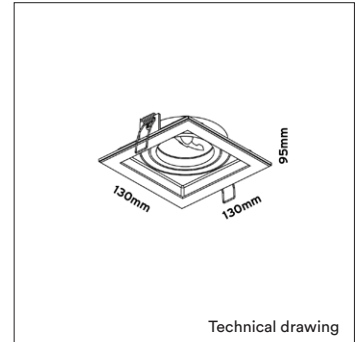
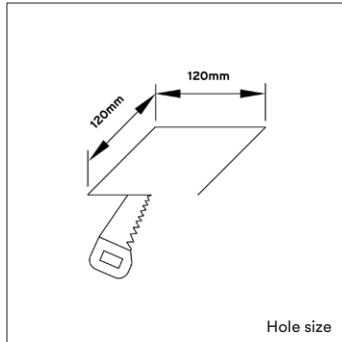


PRODUCT MATERIAL	Die-cast aluminium
LIGHT SOURCE	QR70 LED spot
MODULE LIFETIME	Approx. 30.000 hours
DRIVER	Excluding driver, SELECT OPTION
COLORS (Δ)	<input type="radio"/> 3 = RAL 9003 white <input checked="" type="radio"/> 5 = RAL 9005 black
BEAM ANGLE	 24°
ADJUSTABLE	Yes
SIZE	130 X 130 X 95mm



OPTIONS


DRIVER OPTIONS	On/off	150mA 6-8W Art. no.: 0106.150.10.0
	Phase cut	150mA 6W Art. no.: 0106.150.20.3
	1/10V	150mA 1-6W Art. no.: 0120.150.30.0
	DALI	150mA 3-8W Art. no.: 0118.150.40.1
POWER CABLE OPTIONS Connected to driver/fixture	Europlug 2000mm 2 X 0,75 Art. no.: 0502.075.20.0	
	Wieland GST 18/3 male 2000mm 3 X 0,75 Art. no.: 0501.183.20.0	
	Wieland T connector GST 18/3 200mm 3 X 0,75 Art. no.: 0500.183.20.0	



INFORMATION

Including an assemble plate to mount a single unit into a double, triple, quadruple or "L" shape unit easily in a short time

Always select a driver option and add the selected driver to your order.

 Full warranty only applies when fixture is purchased in combination with recommended driver.

ARTICLE NUMBER	LAMP TYPE	BRAND	LUMINOUS FLUX	OUTPUT POWER	MODULE EFFICIENCY	COLOR TEMPERATURE	CRI	TC LIFETIME	BEAM ANGLE	mA
4911.070.24.Δ	QR70 LED	KL	300lm	6W	50lm/W	2700K	>90	30.000 Hrs	24°	150mA
4911.080.24.Δ	QR70 LED	KL	300lm	6W	50lm/W	2000 - 2700K DTW	>90	30.000 Hrs	24°	150mA

Δ See colors