



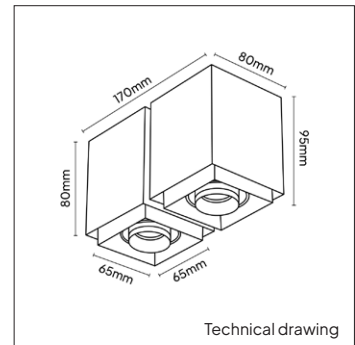


PRODUCT MATERIAL	Steel
LIGHT SOURCE	Cree / Bridgelux
MODULE LIFETIME	Approx. 30.000 hours
DRIVER	Excluding driver, SELECT OPTION
COLORS (Δ)	<ul style="list-style-type: none"> ○ 3 = RAL 9003 white ● 5 = RAL 9005 black ● 8 = Anodic brown ● 7 = RAL 7037 grey
BEAM ANGLE	 24°
ADJUSTABLE	Yes
SIZE	170 X 80 X 95mm




OPTIONS

OPTIONAL BEAM ANGLE	 15°	Art. no.: 2 X 4818.010.15.0
	 33°	Art. no.: 2 X 4818.010.360
	 48°	Art. no.: 2 X 4818.010.50.0
HONEYCOMB	Art. no.: 2 X 4818.040.00.0	
DRIVER OPTIONS	On/off	200mA 5-8W Art. no.: 2 X 0108.200.10.0
	Phase cut	200mA 6-8W Art. no.: 2 X 0108.200.20.4
	DALI	200mA 6-8W Art. no.: 2 X 0106.200.40.1

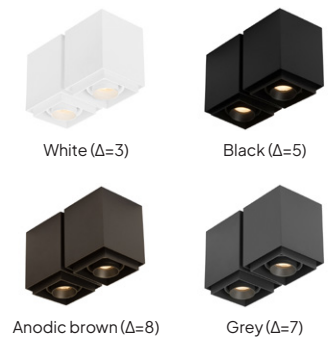


INFORMATION

Always select a driver option and add the selected driver to your order.

 Full warranty only applies when fixture is purchased in combination with recommended driver.

INSERTS




The colors as stated above can be combined with the fixture inside and outside.

For example: Outside black (Δ=5) and inside Anodic brown (Δ=8) will be colorcode Δ=58

HONEYCOMB



Honeycomb

ARTICLE NUMBER	LAMP TYPE	BRAND	LUMINOUS FLUX	OUTPUT POWER	MODULE EFFICIENCY	COLOR TEMPERATURE	CRI	TC LIFETIME	mA
4813.270.24.Δ	1306	Cree	2 X 837lm	2 X 7,3W	114lm/W	2700K	>90	30.000 Hrs	200mA
4813.125.24.Δ	BXRV	Bridgelux	2 X 688lm	2 X 6,5W	106lm/W	1800-3000K 	>90	30.000 Hrs	200mA

Δ See colors