



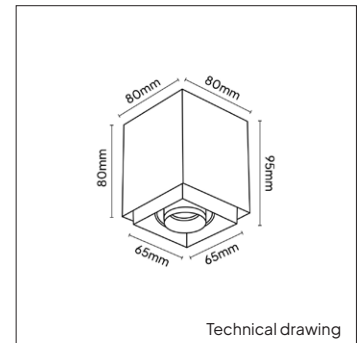


PRODUCT MATERIAL	Steel
LIGHT SOURCE	Cree / Bridgelux
MODULE LIFETIME	Approx. 30.000 hours
DRIVER	Excluding driver, SELECT OPTION
COLORS (Δ)	<ul style="list-style-type: none"> ○ 3 = RAL 9003 white ● 5 = RAL 9005 black ● 8 = Anodic brown ● 7 = RAL 7037 grey
BEAM ANGLE	 24°
ADJUSTABLE	Yes
SIZE	80 X 80 X 95mm




OPTIONS

OPTIONAL BEAM ANGLE	 15°	Art. no.: 4818.010.15.0
	 33°	Art. no.: 4818.010.36.0
	 48°	Art. no.: 4818.010.50.0
HONEYCOMB	Art. no.: 4818.040.00.0	
DRIVER OPTIONS	On/off	200mA 5-8W Art. no.: 0108.200.10.0
	Phase cut	200mA 6-8W Art. no.: 0108.200.20.4
	DALI	200mA 6-8W Art. no.: 0106.200.40.1



INFORMATION

Always select a driver option and add the selected driver to your order.

 Full warranty only applies when fixture is purchased in combination with recommended driver.

INSERTS



White (Δ=3)



Black (Δ=5)



Anodic brown (Δ=8)



Grey (Δ=7)


The colors as stated above can be combined with the fixture inside and outside.

For example: Outside black (Δ=5) and inside Anodic brown (Δ=8) will be colorcode Δ=58

HONEYCOMB



Honeycomb

ARTICLE NUMBER	LAMP TYPE	BRAND	LUMINOUS FLUX	OUTPUT POWER	MODULE EFFICIENCY	COLOR TEMPERATURE	CRI	TC LIFETIME	mA
4812.270.24.Δ	1306	Cree	837lm	7,3W	114lm/W	2700K	>90	30.000 Hrs	200mA
4812.125.24.Δ	BXRV	Bridgelux	688lm	6,5W	106lm/W	1800-3000K 	>90	30.000 Hrs	200mA

Δ See colors