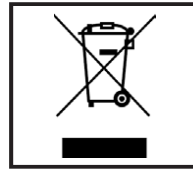


## MODEL: PAR 20

ITEM NO: 3031.Δ



CE RoHS IP20

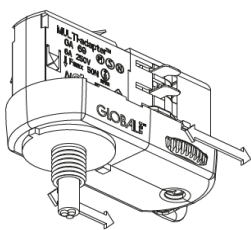
### IMPORTANT NOTICE

1. This lighting fixture works under condition of AC230V / 50Hz power input.
2. To prevent electric shock, turn off electricity at fuse box before installing the lighting fixture, adding or changing accessory.
3. Ensure a distance of 75mm away from the lighting fixture for air ventilation and make sure to obey all fire regulations.
4. The distance between the lighting fixture and to be lighted up object must be at least 500mm.
5. Do not touch the lighting fixture when in use.
6. Do not cover the lighting fixture by any material at any time.
7. When installing or using this lighting fixture, basic safety precautions should always be followed.
8. Please refer to a qualified engineer if you have any questions by installation.
9. According to the EU Directive WEEE (Waste Electrical and Electronic Equipment) the luminaire must not disposed of via inserted waste. It must be sent to the respective local facility for disposal and/or the recycling of electronic products.

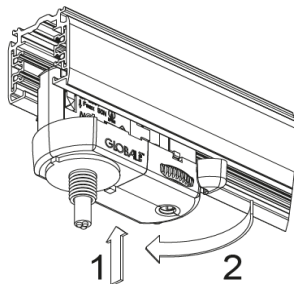
### INSTALLATION INSTRUCTIONS

**Adaptor:** Global MULTI-adapter GA 69

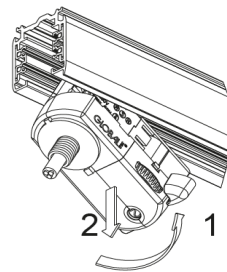
1. Choose the phase (1, 2 or 3) before fastening into the track or afterwards (A).
2. Fastening the adapter (B).
3. Installation is now completed and the fixture is ready for use.
4. Rotate the head of the lighting fixture in the right direction to highlight your object.
5. Removing the adapter (C).



A



B



C

