

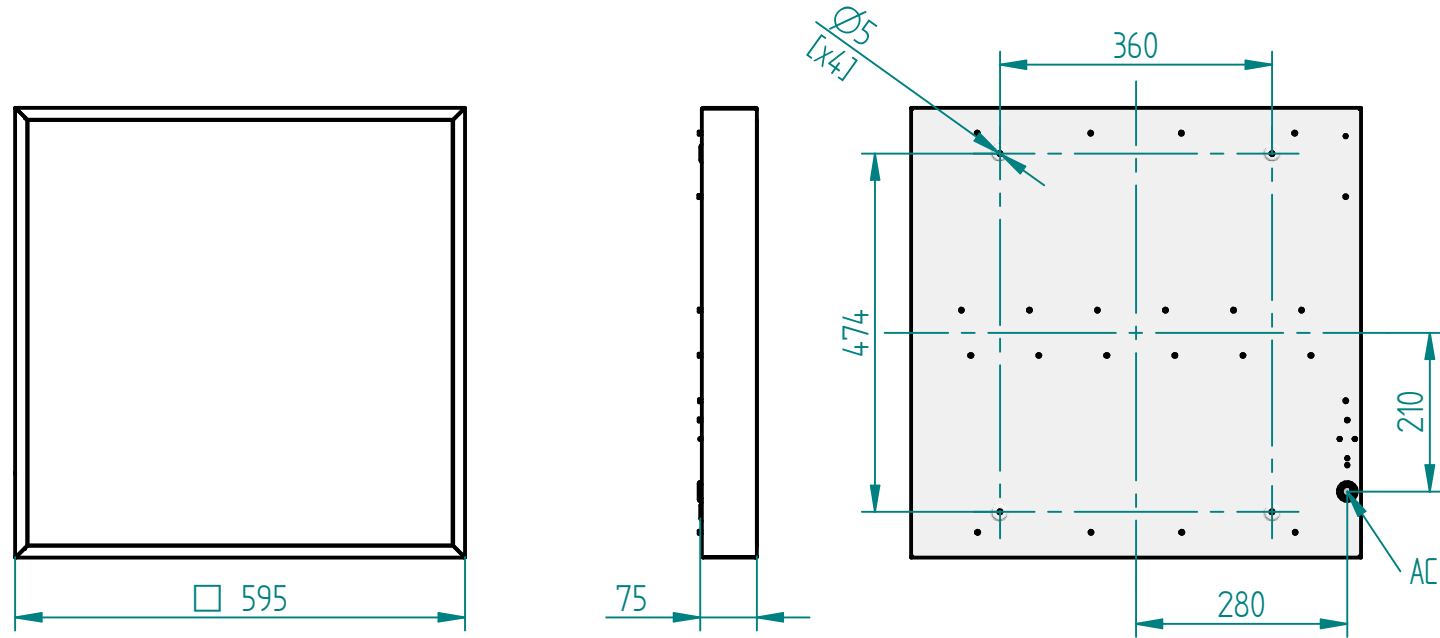


Qubee 60 SR



- PL Wyłączyć zasilanie przed wymianą lampy.
- EN Disconnect the unit before changing the lamp.
- F Debrancher l'appareil avant de changer la lampe.
- D Von den Auswechseln der lampe die Leuchte von der Netzspannung trennen.



1

1-3 Remove diffuser

KEYLIGHT

2

1 - Fix the luminaire to the ceiling
2 - Connect power cable according to the diagram

min. 1mm²
max. 2.5mm²

3 Attention: Because of electrostatic effect diffuser may take small dirt and dust. Clean diffusers with soft cloth f.ex. microfibr from dirt or dust direct before final assembly.

1-3 Place the diffuser

4