



**ORBIT**

<b>PRODUCT MATERIAL</b>	Steel and aluminium
<b>LIGHT SOURCE</b>	Philips LED module
<b>MODULE LIFETIME</b>	Approx. 50.000 hours
<b>DRIVER</b>	Including integrated driver
<b>COLORS (Δ)</b>	<ul style="list-style-type: none"> <li>○ 3 = RAL 9003 white</li> <li>● 5 = RAL 9005 black</li> <li>● 6 = RAL 9006 alu</li> </ul>
<b>REFLECTOR</b>	Aluminium white
<b>ADJUSTABLE</b>	No
<b>SIZE</b>	Different sizes available



**OPTIONS**

<b>COLORS</b>	Available in all RAL colours on request Additional price + 10%
<b>EMERGENCY BALLAST</b>	Art. no.: 187.003.01.0 - 1 hour
<b>DIMMABLE</b>	DALI dimmable
<b>DIFFUSER</b>	White opalic diffuser in standard microprismatic or any other on request
<b>IP CLASS</b>	IP20 in standard, IP44 on request
<b>COLOR RENDERING INDEX</b>	>80 in standard, other on request
<b>MOVEMENT SENSOR</b>	On request
<b>DAYLIGHT CONTROL SENSOR</b>	On request

ORBIT

**INFORMATION**

<b>WARRANTY</b>	5 Years
-----------------	---------


Available in surface mounted or up/dn version

Also available in pendant version

Keylight International reserves the right to modify or change technical, construction or LED specifications due to continuous improvements of our products and lightsources. The light source in this product can be replaced with an equivalent module made by Philips, Osram or Tridonic.



UP/DN version



White opalic

Microprismatic

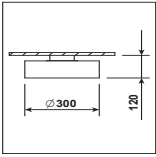
Surface mounted with direct light

Surface mounted with direct/indirect light

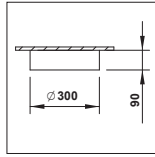




ORBIT 30



Technical drawing  
UP/DN version



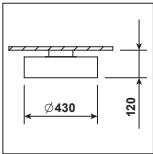
Technical drawing



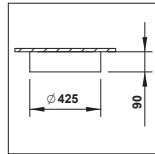
ART.NR.	LAMP TYPE	BRAND	LIGHT OUTPUT	MODULE POWER	MODULE EFFICIENCY	CORRELATED COLOUR TEMPERATURE	COLOUR RENDERING INDEX	TC LIFE
Δ see colors								
5001.300.30.Δ	LED module	Philips	2500lm	21W	119lm/W	3000K	>80	50.000 Hrs
5001.300.40.Δ	LED module	Philips	2500lm	21W	119lm/W	4000K	>80	50.000 Hrs
<b>surface up/dn</b>								
5002.300.30.Δ	LED module	Philips	2500lm	21W	119lm/W	3000K	>80	50.000 Hrs
5002.300.40.Δ	LED module	Philips	2500lm	21W	119lm/W	4000K	>80	50.000 Hrs



ORBIT 40



Technical drawing  
UP/DN version



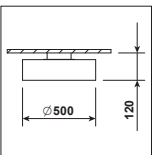
Technical drawing



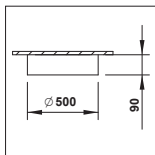
ART.NR.	LAMP TYPE	BRAND	LIGHT OUTPUT	MODULE POWER	MODULE EFFICIENCY	CORRELATED COLOUR TEMPERATURE	COLOUR RENDERING INDEX	TC LIFE
Δ see colors								
5001.400.30.Δ	LED module	Philips	4200lm	29W	145lm/W	3000K	>80	50.000 Hrs
5001.400.40.Δ	LED module	Philips	4200lm	29W	145lm/W	4000K	>80	50.000 Hrs
<b>surface up/dn</b>								
5002.400.30.Δ	LED module	Philips	4200lm	29W	145lm/W	3000K	>80	50.000 Hrs
5002.400.40.Δ	LED module	Philips	4200lm	29W	145lm/W	4000K	>80	50.000 Hrs



ORBIT 50



Technical drawing  
UP/DN version



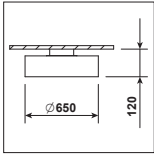
Technical drawing



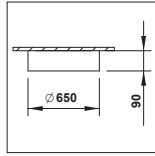
ART.NR.	LAMP TYPE	BRAND	LIGHT OUTPUT	MODULE POWER	MODULE EFFICIENCY	CORRELATED COLOUR TEMPERATURE	COLOUR RENDERING INDEX	TC LIFE
Δ see colors								
5001.500.30.Δ	LED module	Philips	5000lm	35W	143lm/W	3000K	>80	50.000 Hrs
5001.500.40.Δ	LED module	Philips	5000lm	35W	143lm/W	4000K	>80	50.000 Hrs
<b>surface up/dn</b>								
5002.500.30.Δ	LED module	Philips	5000lm	35W	143lm/W	3000K	>80	50.000 Hrs
5002.500.40.Δ	LED module	Philips	5000lm	35W	143lm/W	4000K	>80	50.000 Hrs



**ORBIT 65**



Technical drawing  
UP/DN version



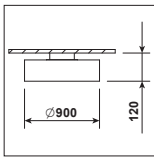
Technical drawing



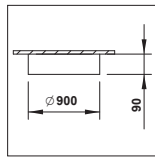
ART.NR.	LAMP TYPE	BRAND	LIGHT OUTPUT	MODULE POWER	MODULE EFFICIENCY	CORRELATED COLOUR TEMPERATURE	COLOUR RENDERING INDEX	TC LIFE
Δ see colors								
5001.650.30.Δ	LED module	Philips	8500lm	56W	152lm/W	3000K	>80	50.000 Hrs
5001.650.40.Δ	LED module	Philips	8500lm	56W	152lm/W	4000K	>80	50.000 Hrs
<b>surface up/dn</b>								
5002.650.30.Δ	LED module	Philips	8500lm	56W	152lm/W	3000K	>80	50.000 Hrs
5002.650.40.Δ	LED module	Philips	8500lm	56W	152lm/W	4000K	>80	50.000 Hrs



**ORBIT 90**



Technical drawing  
UP/DN version




Technical drawing



ART.NR.	LAMP TYPE	BRAND	LIGHT OUTPUT	MODULE POWER	MODULE EFFICIENCY	CORRELATED COLOUR TEMPERATURE	COLOUR RENDERING INDEX	TC LIFE
Δ see colors								
5001.900.30.Δ	LED module	Philips	12000lm	76W	158lm/W	3000K	>80	50.000 Hrs
5001.900.40.Δ	LED module	Philips	12000lm	76W	158lm/W	4000K	>80	50.000 Hrs
<b>surface up/dn</b>								
5002.900.30.Δ	LED module	Philips	12000lm	76W	158lm/W	3000K	>80	50.000 Hrs
5002.900.40.Δ	LED module	Philips	12000lm	76W	158lm/W	4000K	>80	50.000 Hrs



ORBIT 115



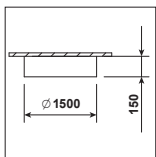
Technical drawing



ART.NR.	LAMP TYPE	BRAND	LIGHT OUTPUT	MODULE POWER	MODULE EFFICIENCY	CORRELATED COLOUR TEMPERATURE	COLOUR RENDERING INDEX	TC LIFE
Δ see colors								
5001.115.30.Δ	LED module	Philips	21000lm	135W	157lm/W	3000K	>80	50.000 Hrs
5001.115.40.Δ	LED module	Philips	21000lm	135W	157lm/W	4000K	>80	50.000 Hrs



ORBIT 150



Technical drawing



ART.NR.	LAMP TYPE	BRAND	LIGHT OUTPUT	MODULE POWER	MODULE EFFICIENCY	CORRELATED COLOUR TEMPERATURE	COLOUR RENDERING INDEX	TC LIFE
Δ see colors								
5001.150.30.Δ	LED module	Philips	28000lm	198W	141lm/W	3000K	>80	50.000 Hrs
5001.150.40.Δ	LED module	Philips	28000lm	198W	141lm/W	4000K	>80	50.000 Hrs